

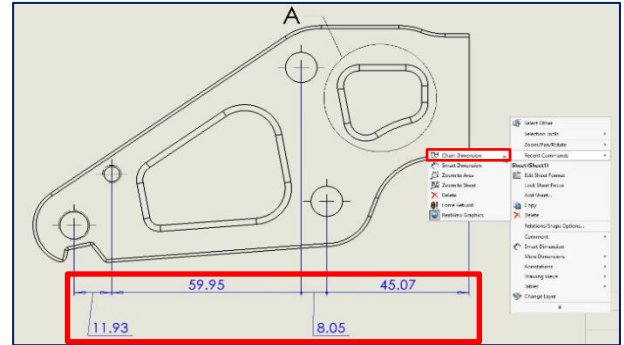
### SOLIDWORKS DRAWINGS TOP ENHANCEMENTS IN 2024

SOLIDWORKS 2024 offers a wide range of enhancements and new additions of convenient tools to improve the user experience. This blog illustrates some of the enhancements and upgrades in drawing front

#### Collinear Chain Dimensions

Chain dimensions are aligned collinear and text automatically offsets as needed.

- You can ensure that chain dimensions remain collinear even with limited space.
- When dimension text and arrowheads overlap, you can select options for the best fit.

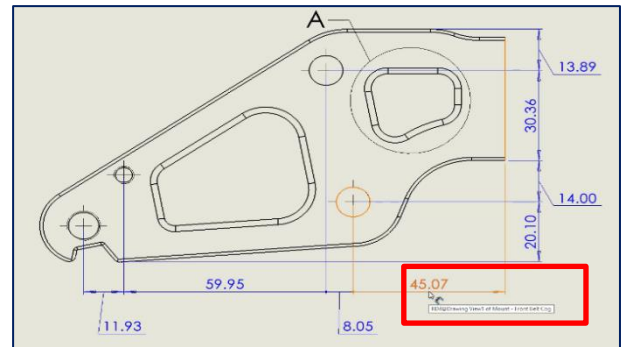


#### Highlight Referenced Entities

When you select a dimension, you can highlight the associated elements as well.

Limitations include:

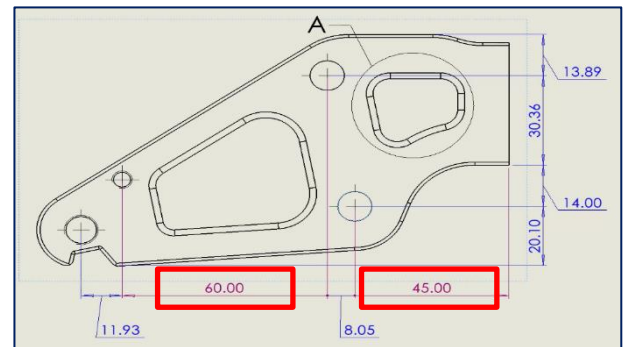
- DimXpert or sketch dimensions
- Cosmetic threads
- Feature dimensions



#### Highlight Overridden Dimensions

Choose color to display manually overridden dimensions

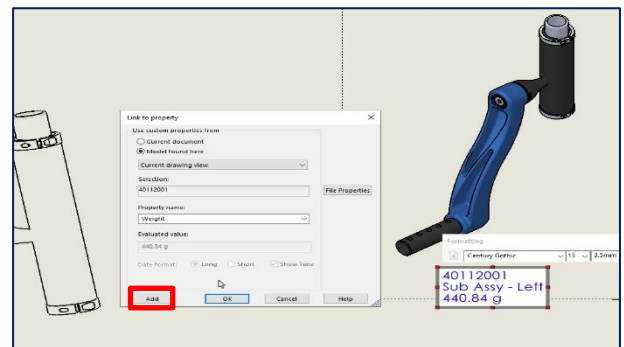
- You can choose to automatically change the color of overridden dimensions.
- Previously, you had to click every dimension and view its properties to see overrides.



#### Keep Link to Property Open

Create notes with multiple property links in one step

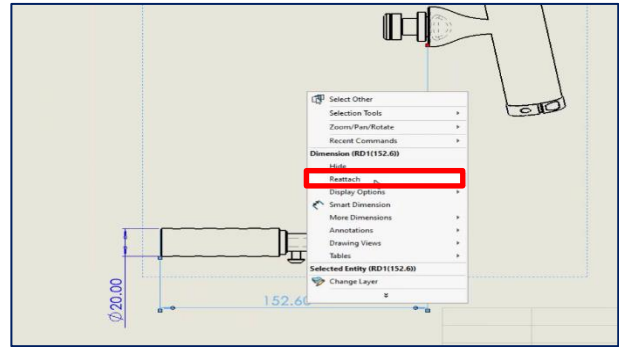
- When you create a note in a drawing, in the Link to Property dialog box, you can click Add more text or select another property to keep the Link to Property dialog box open.



### Reattach Dangling Dimensions

Select new attachment entity when drawing dimension goes dangling

- Right-click the dangling dimension and click Reattach. SOLIDWORKS highlights the dangling point with an X on the first extension line.
- Select a point on the model to reattach the dangling point to the model.



### Select Multiple Layers

You can select multiple layers at once to modify. Previously, you had to select one layer at a time to modify.

You can:

- **Ctrl** + select each layer that you want.
- **Shift** + select a range of layers.

